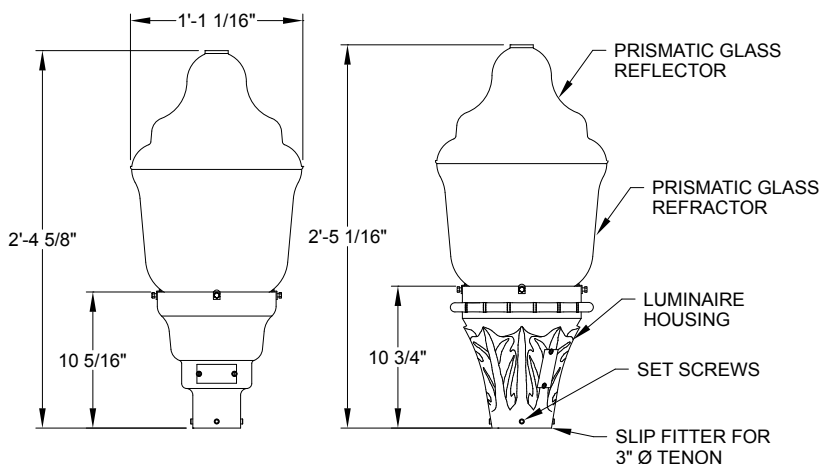


Catalog Number	
Notes	Type



Maximum weight - 47 lbs

Maximum effective projected area - 1.38 sq. ft.

## GVD3

Granville Classic Standard LED3



## SPECIFICATIONS

### General Description

The Granville Classic Standard LED3 is designed for use with traditional applications fitting 3" post top tenons. The traditional acorn-shaped luminaire, while reminiscent of the 1920's, contains a powerful, stalk-mounted Chip-On-Board LED platform with a precision optical system that maximizes post spacings while maintaining uniform illumination.

### Mechanical Specifications

The luminaire housing shall:

- Be heavy grade A360 cast aluminum (aluminum with <1% copper)
- IP55 rated housing, provides enclosure for the electrical module
- Mount to slip-fitter that will accept 3" high by 2-7/8" to 3-1/8" O.D. pole tenon
- Provide four uniquely designed stainless steel spring clips, enclosed in a clear polyvinyl chloride sleeve and adjusted by 1/4-20 hex-head bolts that securely cradle the prismatic acrylic refractor. The same 1/4-20 bolts also support the decorative rib and banding assembly.

The finish shall:

- Utilize a polyester power coat paint to ensure maximum durability
- Rigorous multi-stage pre-treating and painting process yields a finish that achieves a scribe creepage rating of 8 (per ASTM D1654) after over 5000 hours exposure to salt fog chamber (operated per ASTM B117) on standard and RAL finish options.
- RAL (RALxxxxSDCR) paint colors are Super Durable Corrosion Resistant, 80% gloss.

### Electrical Specifications

The driver shall meet the following requirements:

- Certified by UL or CSA for wet locations
- A factory programmable electronic driver with 0-10V dimming control leads
- LEDs shall have a minimum of 70 CRI and available in 2700K, 3000K, 4000K, and 5000K CCT
- The electrical system shall be designed to meet ANSI/IEEE C62.41.2 and shall offer a 10kV/5kA surge protection, fail off, as standard with an upgradable 20kV/10kA surge protection, fail off with indicator light, option
- Lumen output can be customized prior to manufacturing by way of FPDxx Options
- The electrical components are mounted on an aluminum plate that is removeable with minimum use of tools.

### Optical Specifications

The optical system is IP66 rated and consists of a precisely molded thermal resistant borosilicate glass refractor and top reflector mounted within the decorative glass optic. The top reflector redirects over 50% of the upward light into the controlling refractor while allowing a soft up-light component to define the traditional acorn shape of the luminaire. The lower refractor uses precisely molded prisms to maximize the pole spacings while maintaining uniform illuminance. Two refractors are available, designed for IES type III and V distributions. Lunar Optics shielding is available for asymmetric and symmetric distributions.

### Control Options

The control options shall include, but not limited to, the following:

- Three (3) choices of button-style photocontrol kits specified to match voltage requirements: 120V, 208-277V, or 347V, and colored to match housing finish (480V kit not available).

### Certification and Standards

- Luminaire shall be UL or CSA listed.
- Suitable for operation in an ambient temperature up to 40°C / 105°F per UL or CSA certification
- LM79 compliant
- DesignLights Consortium® (DLC) Premium qualified product and DLC qualified product. Not all versions of this product may be DLC Premium qualified or DLC qualified. Please check with the DLC Qualified Products List at [www.designlights.org/QPL](http://www.designlights.org/QPL) to confirm which versions are qualified.

### BUY AMERICAN ACT

This product is assembled in the USA and meets the Buy America(n) government procurement requirements under FAR, DFARS and DOT regulations. Please refer to [www.acuitybrands.com/resources/buyamerican](http://www.acuitybrands.com/resources/buyamerican) for additional information.

### Warranty – 5 Years Limited

This is the only warranty provided and no other statements in this specification sheet create any warranty of any kind. All other express and implied warranties are disclaimed. Complete warranty terms located at: [www.acuitybrands.com/support/warranty/terms-and-conditions](http://www.acuitybrands.com/support/warranty/terms-and-conditions)

**Note:** Actual performance may differ as a result of end-user environment and application. All values are design or typical values, measured under laboratory conditions at 25 °C.

**ORDERING INFORMATION**

**Example:** GVD3 P30 30K MVOLT SPL GL3 BK RB ST TBK

Series	LED Performance Package	LED Color temperature	Voltage	Housing Style
GVD3 Granville Classic Standard LED3	P10 3,300 nominal lumens	27K 2700K CCT	MVOLT Auto-Sensing 120-277V 50/60HZ	CLF Classic Leaf Casting
	P20 5,500 nominal lumens	30K 3000K CCT	HVOLT Auto-Sensing 347-480V 50/60HZ	SPL Simple Casting
	P30 8,400 nominal lumens	40K 4000K CCT		
	P40 10,900 nominal lumens	50K 5000K CCT		
	P50 13,200 nominal lumens			

Optics	Housing Color	Trim	Finial	Trim Color
GL3 Glass, Type III	BK Black	[Blank] No Trim	(Blank) No Finial	TBK Black
GL5 Glass, Type V	BZ Bronze	RB Ribs & Band	BL Ball	TBZ Bronze
GL3LU Glass, Type III Lunar Optics	GH Graphite		CL Clear	TGL Gold
GL5LU Glass, Type V Lunar Optics	GN Green		EG Eagle	TGH Graphite
	GR Grey		FL Flower	TGN Green
	PP Prime Paint		PN Pawn	TGR Grey
	WH White		CR Cross	TPP Prime Paint
	CMC CustomMatchColor Finish		ST Standard	TWH White
	XX STD Finish, TBD		RM Roman Cross	TCMC CustomMatchColor Finish
	RALxxxxSDCR RAL Super Durable Corrosion Resistant, 80% Gloss Paint, replace xxxx with RAL number.			TRALxxxxSDCR RAL Super Durable Corrosion Resistant, 80% Gloss Paint, replace xxxx with RAL number.
				TXX STD Finish, TBD

Options: Option Compatibility Matrix on page 3 of 4		
<p><b>CONTROLS OPTIONS</b></p> <p>PR7E NEMA twistlock dimming photocontrol receptacle - 7 Pin (Under Glass)</p> <p>SH Shorting Cap</p> <p><b>DRIVER ELECTRICAL OPTIONS</b></p> <p>20KV Extreme surge protection 20kV/10kA, fail off with indicator light</p> <p>FPDxx Factory Programmed Driver</p>	<p><b>PREWIRED LEAD OPTIONS</b></p> <p>L1H 1.5 ft prewired leads</p> <p>L03 3 ft prewired leads</p> <p>L10 10 ft prewired leads</p> <p>L20 20 ft prewired leads</p> <p>L25 25 ft prewired leads</p> <p>L30 30 ft prewired leads</p>	<p><b>COVER OPTIONS</b></p> <p>FC Full Cover</p> <p>MC Mayfield Half Cover</p> <p><b>NEMA LABEL OPTIONS</b></p> <p>NL1X1 1" X 1" ANSI Wattage Label</p> <p>NL2X2 2" X 2" ANSI Wattage Label</p>

Accessories: Order as separate catalog number.		
<p><b>DECORATIVE BAND OPTIONS</b></p> <p>GVBANDX Decorative Band</p> <p><b>NOTE:</b> Field installed. For use with units without factory installed ribs and band. X = Band color, example GVBANDBK (black).</p>	<p><b>HOUSE-SIDE SHIELD OPTIONS</b></p> <p>GVDHSS90 House Side Shield Solid 90°</p> <p>GVDHSS12 House Side Shield Solid 120°</p> <p>GVDHSS18 House Side Shield Solid 180°</p> <p>GVDHSL90 House Side Shield Solid 90° (Lunar)</p> <p>GVDHSL12 House Side Shield Solid 120° (Lunar)</p> <p>GVDHSL18 House Side Shield Solid 180° (Lunar)</p>	<p><b>PHOTOCONTROL KITS</b></p> <p>GVD12X Button Style Photocontrol Kit with 120V DTL Photocell</p> <p>GVD27X Button Style Photocontrol Kit with 208-277V DTL Photocell</p> <p>GVD34X Button Style Photocontrol Kit with 347V DTL Photocell (Insert trim finish for X)</p>

**OPTIONS MATRIX**

GVD3 (Standard Housing)	Housing Style		LED Package					Voltage		Distribution				Trims	Options				Covers	
	CLF	SPL	P10	P20	P30	P40	P50	MVOLT	HVOLT	GL3	GL5	GL3LU	GL5LU	RB	PR7E	SH	FPDxx	20kV	FC	MC
Housing Style	CLF	N	Y	Y	Y	Y	Y	Y	Y	Y	Y	Y	Y	Y	Y	Y	Y	Y	Y	Y
	SPL	N	Y	Y	Y	Y	Y	Y	Y	Y	Y	Y	Y	Y	Y	Y	Y	Y	Y	Y
LED Package	P10	Y	Y	N	N	N	N	Y	Y	Y	Y	Y	Y	Y	Y	Y	Y	Y	Y	
	P20	Y	Y	N	N	N	N	Y	Y	Y	Y	Y	Y	Y	Y	Y	Y	Y	Y	
	P30	Y	Y	N	N	N	N	Y	Y	Y	Y	Y	Y	Y	Y	Y	Y	Y	Y	
	P40	Y	Y	N	N	N	N	Y	Y	Y	Y	Y	Y	Y	Y	Y	Y	Y	Y	
	P50	Y	Y	N	N	N	N	Y	Y	Y	Y	Y	Y	Y	Y	Y	Y	Y	Y	
Voltage	MVOLT	Y	Y	Y	Y	Y	Y	Y	N	Y	Y	Y	Y	Y	Y	Y	Y	Y	Y	
	HVOLT	Y	Y	Y	Y	Y	Y	Y	N	Y	Y	Y	Y	Y	Y	Y	Y	Y	Y	
Distributions	GL3	Y	Y	Y	Y	Y	Y	Y	Y	N	N	N	N	Y	Y	Y	Y	Y	Y	
	GL5	Y	Y	Y	Y	Y	Y	Y	Y	N	N	N	N	Y	Y	Y	Y	Y	Y	
	GL3LU	Y	Y	Y	Y	Y	Y	Y	Y	N	N	N	N	Y	N	N	Y	Y	Y	
	GL5LU	Y	Y	Y	Y	Y	Y	Y	Y	N	N	N	N	Y	N	N	Y	Y	Y	
Trims	RB	Y	Y	Y	Y	Y	Y	Y	Y	Y	Y	Y	Y	Y	Y	Y	Y	Y	Y	
	PR7E	Y	Y	Y	Y	Y	Y	Y	Y	Y	Y	Y	Y	Y	Y	Y	Y	Y	N	
Options	SH	Y	Y	Y	Y	Y	Y	Y	Y	Y	N	N	N	Y	Y	Y	Y	Y	N	
	FPDxx	Y	Y	Y	Y	Y	Y	Y	Y	Y	Y	Y	Y	Y	Y	Y	Y	Y	Y	
	20kV	Y	Y	Y	Y	Y	Y	Y	Y	Y	Y	Y	Y	Y	Y	Y	Y	Y	Y	
Covers	FC	Y	Y	Y	Y	Y	Y	Y	Y	Y	Y	Y	Y	Y	N	N	Y	Y	N	
	MC	Y	Y	Y	Y	Y	Y	Y	Y	Y	Y	Y	Y	Y	N	N	Y	Y	N	
Finiials	BL	Y	Y	Y	Y	Y	Y	Y	Y	Y	Y	Y	Y	Y	Y	Y	Y	Y	Y	
	CL	Y	Y	Y	Y	Y	Y	Y	Y	Y	Y	Y	Y	Y	Y	Y	Y	Y	Y	
	EG	Y	Y	Y	Y	Y	Y	Y	Y	Y	Y	Y	Y	Y	Y	Y	Y	Y	Y	
	FL	Y	Y	Y	Y	Y	Y	Y	Y	Y	Y	Y	Y	Y	Y	Y	Y	Y	Y	
	NONE	Y	Y	Y	Y	Y	Y	Y	Y	Y	Y	Y	Y	Y	Y	Y	Y	Y	N	
	PN	Y	Y	Y	Y	Y	Y	Y	Y	Y	Y	Y	Y	Y	Y	Y	Y	Y	Y	
	CR	Y	Y	Y	Y	Y	Y	Y	Y	Y	Y	Y	Y	Y	Y	Y	Y	Y	Y	
	ST	Y	Y	Y	Y	Y	Y	Y	Y	Y	Y	Y	Y	Y	Y	Y	Y	Y	Y	
House-Side Shield	GVDHSS90	Y	Y	Y	Y	Y	Y	Y	Y	Y	Y	N	N	Y	Y	Y	Y	Y	Y	
	GVDHSS12	Y	Y	Y	Y	Y	Y	Y	Y	Y	Y	N	N	Y	Y	Y	Y	Y	Y	
	GVDHSS18	Y	Y	Y	Y	Y	Y	Y	Y	Y	Y	N	N	Y	Y	Y	Y	Y	Y	
	GVDHSL90	Y	Y	Y	Y	Y	Y	Y	Y	N	N	Y	Y	Y	Y	Y	Y	Y	Y	
	GVDHSL12	Y	Y	Y	Y	Y	Y	Y	Y	N	N	Y	Y	Y	Y	Y	Y	Y	Y	
	GVDHSL18	Y	Y	Y	Y	Y	Y	Y	Y	N	N	Y	Y	Y	Y	Y	Y	Y	Y	
Photocontrol Kit with DTL photocell	GVD12*	Y	Y	Y	Y	Y	Y	Y	Y	N	Y	Y	Y	Y	N	N	Y	Y	Y	
	GVD27*	Y	Y	Y	Y	Y	Y	Y	Y	N	Y	Y	Y	Y	N	N	Y	Y	Y	
	GVD34*	Y	Y	Y	Y	Y	Y	Y	Y	N	Y	Y	Y	Y	N	N	Y	Y	Y	

**MATRIX KEY**

N = Combination Not available

Y = Valid Option Combination

**LUMEN AMBIENT TEMPERATURE (LAT) MULTIPLIERS**

Use the factors to determine relative lumen output for average ambient temperatures from 0-40°C (32-104°F)

Ambient Temp		Lumen Multiplier	
°C	°F	P10, P20	P30, P40, P50
0	32	1.03	1.04
5	41	1.02	1.03
10	50	1.02	1.03
15	59	1.01	1.02
20	68	1.01	1.01
25	77	1.00	1.00
30	86	0.99	0.99
35	94	0.99	0.98
40	104	0.98	0.97

**PROJECTED LED LUMEN MAINTENANCE**

Data references the extrapolated performance projections for the platforms noted in 25°C ambient, based on 6,000 hours of LED testing (tested per IESNA LM-80-08 and projected per IESNA TM-21-11). To calculate LLF, use the lumen maintenance factor that corresponds to the desired number of operating hours below. For other lumen maintenance values, contact factory.

Lumen Maintenance - LLD (Same for all LED packages)							
Hours	0	25,000	36,000	50,000	60,000	75,000	100,000
Factor	1	0.96	0.94	0.91	0.90	0.87	0.83

The *italicized* data is extrapolated beyond the TM-21 standard.

PERFORMANCE DATA

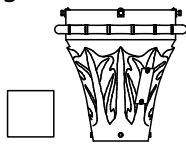
Performance Package	Distribution	Input Watts	27K (2700K CCT, 70 CRI)					30K (3000K CCT, 70 CRI)					40K (4000K CCT, 70 CRI)					50K (5000K CCT, 70 CRI)				
			Lumens	LPW	B	U	G	Lumens	LPW	B	U	G	Lumens	LPW	B	U	G	Lumens	LPW	B	U	G
P10	GL3	23	2,891	126	1	3	3	3,281	143	1	3	3	3,342	145	1	3	3	3,403	148	1	3	3
	GL5		2,890	126	2	3	2	3,281	143	2	3	2	3,341	145	2	3	2	3,402	148	2	3	2
	GL3LU		2,386	104	1	3	2	2,709	118	1	3	2	2,759	120	1	3	2	2,809	122	1	3	2
	GL5LU		2,397	104	2	3	1	2,720	118	2	3	1	2,771	120	2	3	1	2,821	123	2	3	2
P20	GL3	39	4,753	122	2	4	4	5,395	138	2	4	4	5,494	141	2	4	4	5,594	143	2	4	4
	GL5		4,752	122	3	4	3	5,394	138	3	4	3	5,494	141	3	4	3	5,594	143	3	4	3
	GL3LU		3,923	101	2	3	3	4,453	114	2	3	3	4,536	116	2	3	3	4,618	118	2	3	3
	GL5LU		3,940	101	3	3	2	4,472	115	3	3	2	4,555	117	3	3	2	4,638	119	3	3	2
P30	GL3	61	7,273	119	2	4	5	8,256	135	2	5	5	8,409	138	2	5	5	8,562	140	3	5	5
	GL5		7,272	119	3	5	3	8,255	135	3	5	4	8,408	138	3	5	4	8,561	140	3	5	4
	GL3LU		6,004	98	2	3	3	6,815	112	2	4	3	6,942	114	2	4	3	7,068	116	2	4	3
	GL5LU		6,030	99	3	3	2	6,845	112	3	3	3	6,972	114	3	3	3	7,099	116	3	3	3
P40	GL3	80	9,460	118	3	5	5	10,738	134	3	5	5	10,937	137	3	5	5	11,136	139	3	5	5
	GL5		9,459	118	3	5	4	10,736	134	4	5	4	10,935	137	4	5	4	11,134	139	4	5	4
	GL3LU		7,809	98	3	4	3	8,864	111	3	4	4	9,028	113	3	4	4	9,192	115	3	4	4
	GL5LU		7,843	98	4	4	3	8,902	111	4	4	3	9,067	113	4	4	3	9,232	115	4	4	3
P50	GL3	99	11,419	115	3	5	5	12,961	131	3	5	5	13,202	133	3	5	5	13,442	136	3	5	5
	GL5		11,417	115	4	5	4	12,959	131	4	5	5	13,200	133	4	5	5	13,440	136	4	5	5
	GL3LU		9,426	95	3	4	4	10,699	108	3	4	4	10,898	110	3	4	4	11,096	112	3	4	4
	GL5LU		9,467	96	4	4	3	10,746	109	4	4	3	10,945	111	4	4	3	11,144	113	4	4	3

FPDXX DATA OPTIONS

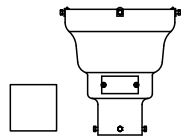
FPDxx Setting	Wattage	P10 27K				P10 30K				P10 40K				P10 50K			
		GL3	GL5	GL3LU	GL5LU	GL3	GL5	GL3LU	GL5LU	GL3	GL5	GL3LU	GL5LU	GL3	GL5	GL3LU	GL5LU
Standard	23	2,891	2,890	2,386	2,397	3,281	3,281	2,709	2,720	3,342	3,341	2,759	2,771	3,403	3,402	2,809	2,821
FPD95	22	2,754	2,753	2,273	2,284	3,126	3,126	2,581	2,591	3,184	3,183	2,629	2,640	3,242	3,241	2,676	2,688
FPD90	21	2,617	2,616	2,160	2,170	2,970	2,970	2,453	2,463	3,026	3,025	2,498	2,509	3,081	3,080	2,543	2,554
Standard	39	4,753	4,752	3,923	3,940	5,395	5,394	4,453	4,472	5,494	5,494	4,536	4,555	5,594	5,594	4,618	4,638
FPD95	37	4,530	4,529	3,739	3,755	5,142	5,141	4,244	4,262	5,236	5,236	4,323	4,341	5,332	5,332	4,401	4,421
FPD90	35	4,306	4,305	3,554	3,570	4,888	4,887	4,034	4,052	4,978	4,978	4,110	4,127	5,068	5,068	4,184	4,202
FPD85	33	4,081	4,080	3,368	3,383	4,632	4,632	3,824	3,840	4,717	4,717	3,895	3,911	4,803	4,803	3,965	3,982
FPD80	31	3,855	3,854	3,182	3,196	4,376	4,375	3,612	3,627	4,456	4,456	3,679	3,694	4,537	4,537	3,745	3,762
FPD75	29	3,628	3,627	2,994	3,007	4,118	4,117	3,399	3,413	4,193	4,193	3,462	3,476	4,269	4,269	3,525	3,540
FPD70	27	3,399	3,398	2,806	2,818	3,858	3,858	3,185	3,198	3,929	3,929	3,244	3,258	4,001	4,001	3,303	3,317
Standard	61	7,273	7,272	6,004	6,030	8,256	8,255	6,815	6,845	8,409	8,408	6,942	6,972	8,562	8,561	7,068	7,099
FPD95	58	6,941	6,940	5,730	5,754	7,879	7,878	6,504	6,532	8,025	8,024	6,625	6,653	8,171	8,170	6,745	6,775
FPD90	55	6,605	6,605	5,453	5,477	7,498	7,497	6,189	6,217	7,637	7,636	6,305	6,332	7,776	7,775	6,419	6,447
FPD85	52	6,267	6,266	5,174	5,196	7,114	7,113	5,872	5,898	7,246	7,245	5,982	6,008	7,378	7,377	6,090	6,117
FPD80	48	5,789	5,789	4,779	4,800	6,572	6,571	5,425	5,449	6,694	6,693	5,526	5,550	6,815	6,815	5,626	5,651
FPD75	46	5,394	5,393	4,453	4,472	6,123	6,122	5,054	5,076	6,236	6,235	5,148	5,170	6,350	6,349	5,242	5,265
FPD70	43	5,034	5,033	4,156	4,174	5,714	5,714	4,717	4,738	5,820	5,820	4,805	4,826	5,926	5,926	4,892	4,914
Standard	80	9,460	9,459	7,809	7,843	10,738	10,736	8,864	8,902	10,937	10,935	9,028	9,067	11,136	11,134	9,192	9,232
FPD95	75	9,045	9,044	7,467	7,499	10,267	10,265	8,475	8,512	10,457	10,456	8,632	8,669	10,648	10,646	8,789	8,827
FPD90	71	8,624	8,623	7,119	7,150	9,789	9,788	8,081	8,116	9,971	9,969	8,231	8,266	10,152	10,151	8,380	8,417
FPD85	67	8,197	8,196	6,767	6,796	9,305	9,303	7,681	7,714	9,477	9,475	7,823	7,857	9,650	9,648	7,965	8,000
FPD80	63	7,764	7,763	6,409	6,437	8,813	8,811	7,275	7,306	8,976	8,975	7,409	7,442	9,140	9,138	7,544	7,577
Standard	99	11,419	11,417	9,426	9,467	12,961	12,959	10,699	10,746	13,202	13,200	10,898	10,945	13,442	13,440	11,096	11,144
FPD95	93	10,940	10,939	9,031	9,070	12,418	12,416	10,251	10,296	12,649	12,647	10,441	10,486	12,879	12,877	10,631	10,677
FPD90	88	10,452	10,450	8,628	8,665	11,863	11,861	9,793	9,836	12,084	12,082	9,975	10,018	12,303	12,301	10,156	10,200
FPD85	83	9,953	9,951	8,215	8,251	11,297	11,295	9,325	9,366	11,507	11,505	9,498	9,539	11,716	11,714	9,671	9,713

## Mark Appropriate Box for Trim Option

### Housing

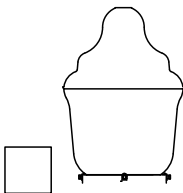


Leaf (CLF)

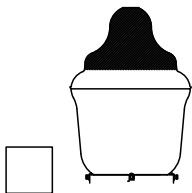


Simple (SPL)

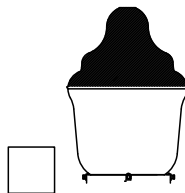
### Cover



No Cover

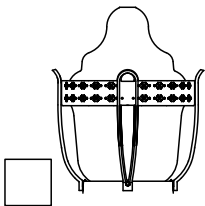


Mayfield Cover (MC)

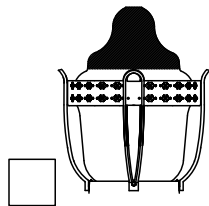


Full Cover (FC)

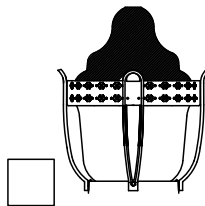
### Ribs & Bands



Ribs and Band (RB)

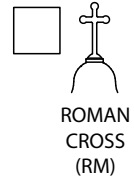
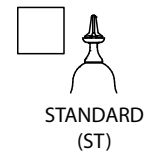
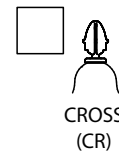
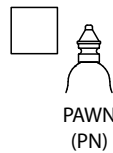

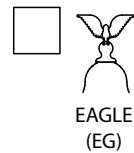
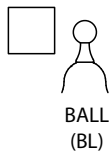
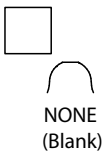


Ribs, Band and  
Mayfield Cover  
(RB & MC)



Ribs, Band and  
Full Cover  
(RB & FC)

### Finial



### OPTIONAL COMPONENTS



**20KV**  
Safeguard your investment from  
extreme voltage spikes with our  
new Extreme 20kV/10kA SPD